

Welcome to Year 1



Overview

- ☐ Staff
- ☐ English
- ☐ Reading and Phonics
- ☐ Maths
- ☐ Other subjects
- ☐ Topics throughout the year
- ☐ Homework
- ☐ Timetable



Staffing in Year 1

- ❑ Teacher
 - ❑ Miss Noble
- ❑ Teaching Assistants
 - ❑ Mrs Short
 - ❑ Mrs Clarke (1:1 Support)
- ❑ Other members of staff
 - ❑ Mrs Southwood - Spanish
 - ❑ Mr Knowles - PE
 - ❑ Mr Kirkland - Music
 - ❑ Mrs Parry - Art



English

- ❑ Talk for Writing
 - ❑ Imitation
 - ❑ Innovation
 - ❑ Independent Application
- ❑ Over the year we will study different poems, stories and a non-fiction texts.
- ❑ Using these texts, the children will learn the following skills:
 - ❑ Speaking, listening, group discussion & drama
 - ❑ Features of different text types
 - ❑ Writing
- ❑ The children will also be building up their own vocabulary that will aid them with their future writing.
- ❑ Year 1 Writing objectives and Grammar definitions



Grammar Year 1

In year one, you will need to know how to write sentences properly and how to join them together to make longer pieces of writing.

Words and parts of words

I can add **~s** or **~es** to **nouns** to make them **plural**.

Rule #3 add
-s or -es

-s	-es
*To most words	*Words ending in:
laughs	ss, ch, sh,
toys	x, z, and
plays	sometimes o
schools	classes
friends	watches
	buzzes
	potatoes

I can add the **suffixes ~ing, ~ed, ~er, ~est** to the ends of words to change their meanings.
helping, helped, helper

I can add the **prefix un** to the **beginning** of a word to make it mean the opposite.
unkind, or undoing, or untie the boat.

Sentences

I can say a **sentence** out loud and write it down.

I can join words with the **conjunction** and in a list.



I can combine two **phrases** with the word and to a make a longer sentence.

I know that sentences have got **nouns** and **verbs** and **adjectives** in them.

Whole texts



I can join two or more sentences together, in the correct order, to make a longer piece of writing.

Tenses

I can use the correct tense in my speech and am starting to use the correct tenses in my writing.

PAST

PRESENT

FUTURE

I can use **~s** or **~es** at the end of **verbs** to say what is happening in the present tense to someone else.

He runs, she misses the bus.

Punctuation

I put spaces between words.

I use Capital letters, full stops and question marks to show the beginning and end of sentences.

I use capital letters for names of people and places, the days of the week and for the personal pronoun I.



Vocabulary



letter
capital letter
word
singular
plural
sentence
punctuation
full stop
question
question mark
exclamation mark
noun
verb
adjective
conjunction
prefix
suffix

Reading in Year 1

- ❑ Reading books are changed on a Monday
- ❑ Individual reading
- ❑ Guided reading
 - ❑ Starting after half term
 - ❑ Particular reading skills will be taught (reading keys)

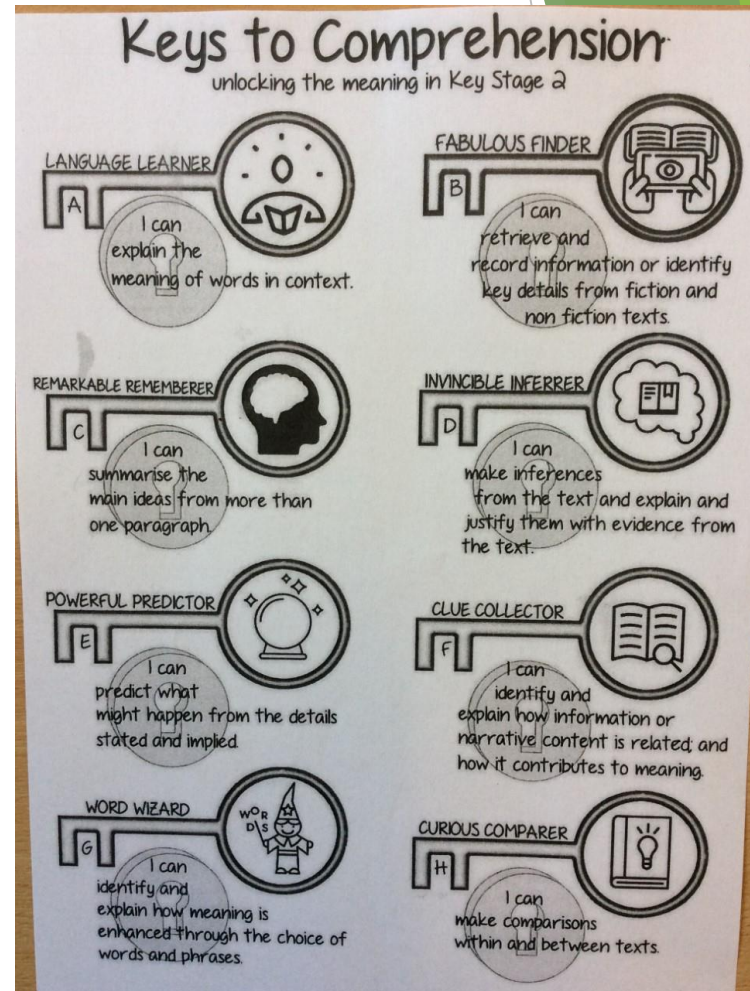


Reading Keys

Reading keys will be used across the school to keep reading comprehension terminology consistent. If you wish to use these as a focus during your reading sessions at home then this would be highly beneficial to your child. Each key focuses on a key skill important to reading development. There are less keys in key stage one and this then develops further into key stage 2.

These can be found in your child's planner.

Key stage 2 example



What if they make a mistake or don't know a word?


- ▶ Miss the word out and read to end of the sentence. Then go back to the beginning of the sentence and see if you can work it out.
- ▶ Help them to sound word out, model how to do this or talk to them about why this is a difficult word.
- ▶ Try to keep the story flowing so you can both enjoy reading together. It is more important for your child to know what the book is about, rather than read every word correctly.
- ▶ Remember to be positive and praise your child even if they do not read the whole book fluently.

Phonics in Year 1

- Sounds Write
- Daily phonics sessions
- Extended code - different spellings / same sound, same spelling / different sounds
- Common exception words
- Phonics reading books
- Phonics screening



What can we do to help?

- Read, read, read!
- Sharing range of books together
- Homework
- Sounds Write app (reception)
- Teach your monster to read 



Extended Code

- ▶ Children will learn the alternative spellings for each sound.

e.g. ai

rain

day

make

may

take

They already know the ai sound as in **rain**, but now they will be introduced to **ay** as in **day** and **a-e** as in **make**.

e.g. ee

bead

need

chief

honey

funny

Pete

be

Extended Code

Alternative pronunciations of graphemes
will also be introduced

e.g. ea

tea

head


break

pea







dead

steak


Initial Code



Extended Code

j 	v 	w 	x 	y 	z 	zz 	qu 
ch 	sh 	th 	ng 	ai 	ee 	igh 	oa 
oo 	oo 	ar 	or 	ur 	ow 	oi 	ear 
air 	ure 	er 					

Extended Code



Useful websites

The following websites contain useful games and resources to support your child's phonetic knowledge, therefore, supporting their reading and writing skills.

<http://www.letters-and-sounds.com/>

<https://www.phonicsplay.co.uk/>

<http://www.ictgames.com>

<https://www.oxfordowl.co.uk/for-home/>

http://www.familylearning.org.uk/phonics_games.html

<http://www.teachyourmonstertoread.com/>

Mathematics

- ❑ Year 1 Maths Objectives
- ❑ White Rose Maths
- ❑ Problem solving and reasoning



Mathematics

S1/1	Count to and across 100, forwards and backwards, beginning with 0 or 1, or from any given number. Count, read and write numbers to 100 in numerals.
S1/2	Count in multiples of twos, fives and tens.
S1/3	Given a number, identify one more and one less.
S1/4	Identify and represent numbers using objects and pictorial representations including the number line, and use the language of: equal to, more than, less than (fewer), most, least.
S1/5	Read and write numbers from 1 to 20 in numerals and words.
S1/6	Read, write and interpret mathematical statements involving addition (+), subtraction (-) and equals (=) signs.
S1/7	Represent and use number bonds and related subtraction facts within 20.
S1/8	Add and subtract one-digit and two-digit numbers to 20, including zero.
S1/9	Solve one-step problems that involve addition and subtraction, using concrete objects and pictorial representations, and missing number problems such as $7 = _ - 9$.
S1/10	Solve one-step problems involving multiplication and division, by calculating the answer using concrete objects, pictorial representations and arrays with the support of the teacher.
S1/11	Recognise, find and name a half as one of two equal parts of an object, shape or quantity.
S1/12	Recognise, find and name a quarter as one of four equal parts of an object, shape or quantity.
S1/13	Compare, describe & solve practical probs for: lengths/heights (long/short/tall, half/double); mass/weight (heavier/lighter); capacity/volume (full/empty, more/less); time (quicker/slower/later).
S1/14	Measure and begin to record the following: lengths/heights; mass/weight; capacity/volume; time (hours, minutes, seconds).
S1/15	Recognise and know the value of different denominations of coins and notes.
S1/16	Sequence events in chronological order using language such as: before and after, next, first, today, yesterday, tomorrow, morning, afternoon and evening.
S1/17	Recognise and use language relating to dates, including days of the week, weeks, months and years.
S1/18	Tell the time to the hour and half past the hour and draw the hands on a clock face to show these times.
S1/19	Recognise and name common 2-D shapes (e.g. rectangles, circles and triangles) and 3-D shapes (e.g. cuboids (including cubes), pyramids and spheres).
S1/20	Describe position, directions and movements, including whole, half, quarter and three-quarter turns.



Other Subjects

- ☐ Geography
 - ☐ The Seaside, Geography of our local area and comparing this to another country.
- ☐ History
 - ☐ Great Explorers, Local History, Kings, Queens and Castles.
- ☐ Science
 - ☐ Seasons, Parts of Animals, Types of Animals, Plants, Identifying Materials and Comparing Materials,
- ☐ RE
 - ☐ Focus Religions are Christianity and Judaism



Other Subjects Continued

- ☐ PE
 - ☐ Both indoor and outdoor all year round
- ☐ Computing
 - ☐ Currently focusing on e-safety
- ☐ As well as this the children are currently creating portraits with Mrs Parry, learning Spanish with Mrs Southwood and Music with Mr Kirkland. They will also be completing PSHE activities.



Year 1 Curriculum Map 2020-2021

	Autumn 1	Autumn 2	Spring 1	Spring 2	Summer 1	Summer 2
History & Geog.	Why do we love being by the sea?	Great Explorers	What is the Geography of where I live like?	How does the geography of Kanong Ayer compare?	Monarchs	Local History
PSHE	My Emotions	Beginning and Belonging	Diversity and Communities	Managing Risks	Healthy Lifestyles	Working Together
English	Phonics & Talk for Writing The Colour Monster Goldilocks	Phonics & Talk for Writing Where the Wild Things Are Stick Man	Phonics & Talk for Writing Meerkat Mail Rumble in the Jungle	Phonics & Talk for Writing Jack and the Beanstalk Supertato	Phonics & Talk for Writing Magic Porridge Pot Enchanted Wood	Phonics & Talk for Writing Rapunzel
Maths	Number: Place Value (within 10) Number: Addition and Subtraction (within 10)	Number: Addition and Subtraction (within 10) Shape Number: Place Value (within 20)	Number: Addition and Subtraction (within 20) Number: Place Value (within 50) (Multiples of 2, 5 and 10 to be included)	Measurement: Length and Height Weight and Volume	Number: Multiplication and Division (Reinforce multiples of 2, 5 and 10 to be included) Number: Fractions	Geometry: position and direction Number: Place Value (within 100) Money Time
Science	Parts of Animals / Changing Seasons	Types of Animals	Identifying Materials	Plants	Comparing Materials	Changing Seasons
R.E.	Christianity Community: What does it mean to belong to a community?	Christianity Incarnation: Why does Christmas Matter?	Christianity God: What is God like?	Christianity God: What is God like?	Christianity and Judaism Jewish Faith: Who is Jewish and what do they believe?	Christianity and Judaism Special places: What makes some places sacred?
Computing	E safety	I Program (Beebots)	i Model	i Write	i Data	i Algorithms
PE	Multi-skills	Football Dance	Yoga Gymnastics	Volleyball Dance	Athletics Games	Athletics

The Seasons

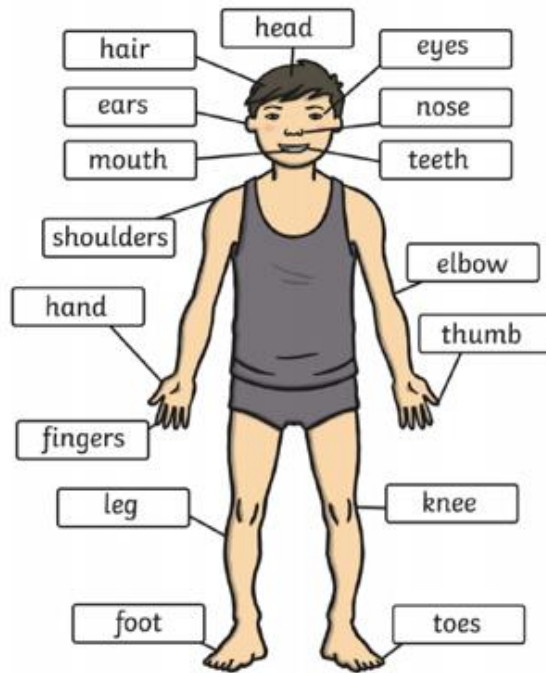
		There are 4 Seasons. The Seasons are Spring, Summer, Autumn, and Winter. The Seasons occur in a cycle.
	AUTUMN	September, October and November
	WINTER	December, January and February
	SPRING	March, April and May
	SUMMER	June, July and August
AUTUMN FEATURES		Harvest time is in this season. Temperatures drop. Skies can be overcast . Birds migrate to warmer climates. Leaves change colour and fall from deciduous trees.
WINTER FEATURES		The coldest time of year. We sometimes see snow, frost in the morning, sleet , blizzards , and hail . Water freezes to ice. Many plants stop growing. Some animals including hedgehogs and tortoises hibernate .
SPRING FEATURES		In this season temperatures rise and the earth starts to warm up. Flowers begin to grow. This season is associated with rebirth and growth, some baby animals are born (e.g. lambs, chicks)
SUMMER FEATURES		The hottest time of the year. There is usually sunshine, generally dry weather but there may be thunderstorms too! Flowers and trees are in bloom .
Summer solstice		The longest day of the year. In the UK it falls on June 21 st .
Winter solstice		The shortest day of the year. In the UK it falls on December 21 st .
Spring and Autumn Equinox		There is an equal amount of daylight and night.

Year 1 - Autumn 1 Science Knowledge Organiser

Parts of Animals











People and Animals

Parts of the body



The 5 Senses

Humans have five senses. The senses are linked to parts of the body.

Sense	Part of the body
 sight	 eyes
 smell	 nose
 touch	 hands, feet, etc.
 hearing	 ears
 taste	 tongue

Homework

- ☐ Reading
 - ☐ Daily
 - ☐ Teach your Monster to Read
 - ☐ Phonics practise
- ☐ Spellings
 - ☐ Tested termly
- ☐ Athletics
- ☐ Occasional Topic related pieces
- ☐ PE - Wednesday and Friday
- ☐ Show and Tell - topic related or child achievement
 - ☐ Email photos to the office or class email
(year1-sn@clp.learnat.uk)



Homework

Spellings

Your child will have a phase list of common exception words as follows:

Year 1 and 2

Year 3 and 4

Year 5 and 6

This is a list of words that they have 2 years to learn. Your child will be tested 3 times a year and you will be given the results showing the words that your child still needs to learn. You do not need to try and learn all the words in one go. We would recommend choosing a few words to focus on each week.



Common Exception Word List

New Curriculum Spelling Lists Years 1 and 2

the	come	go	mind	clothes	past	sugar
a	some	so	floor	cold	father	could
do	one	by	because	gold	class	would
to	once	my	kind	hold	water	sure
today	ask	here	behind	told	again	eye
of	friend	there	whole	every	grass	should
said	school	where	any	great	pass	who
says	put	love	child	break	plant	Mr
your	are	push	wild	steak	path	Mrs
they	were	pull	most	busy	bath	parents
be	was	full	both	people	hour	Christmas
he	is	house	children	pretty	move	everybody
me	his	our	climb	beautiful	prove	even
she	has	door	only	after	half	
we	I	poor	old	fast	money	
no	you	find	many	last	improve	

Year 1 Timetable - Autumn 1 2020/21



	08:30 - 08:55	09:00 - 10:00	10:00-10:20	10:20 - 10:45	10:45 - 11:00	11:00 - 12:00	12:00 - 13:00	13:15 - 14:15	14:15 - 14:30	14:30 - 15:00
Mon	Morning Work / Registration	English	Break / snack	Phonics	Assembly	English	Lunch	Science	Break	Tidy up and Story time
Tues		English		Phonics		English		Computing (Geography/ History)		
Wed		PE		Spanish		Maths		ENRICHMENT AFTERNOON Geography (Aut1) Art/Outdoor Learning /Spanish/Music/PE	Break	
Thurs		Art		Phonics		Maths		Maths		
Fri		Music		RE		Phonics		PE		



Class Dojo

- ▶ Behaviour management tool that awards points for positive behaviour
- ▶ These are transferred to the children's planners as credits



I can be good today!



Rainbow
Time for a treat!



Excellent



Good



Warning



Rain Cloud



Thank you for listening!

Please feel free to type any questions
in the chat section and they will be
answered later in the week