



Reception

Getting to know us

Uniform



Bottle green jumper/cardigan
with school crest

White shirt/blouse

School tie

Grey trousers/skirt/pinafore



Green T-shirt

Green Shorts or jogging bottoms

Trainers (check that they fit regularly)

White or grey socks

Black or green jumper

What does your child need to bring to school each day?



- **Book bags** are to be brought in **daily** with a spare change of clothes if your child is prone to regular accidents.
- **Reading books** and **planners** are to be brought into school on a Wednesday.
- **Water bottles** are to be brought to school daily.

Timetable

| | 8.30 - 9.00 | 9.15 - 9.50 | | 10.00 - 10.20 | 10.20 - 10.45 | 10.45 - 11.00 | 11.00 - 12.00 | 12.00 - 1.00 | 1.15 - 2.15 | 2.15 - 2.30 | 2.30 - 3.00 | 3.00 - 3.20 |
|-----------|--------------|------------------|------------------------------------|---------------|--------------------------|---------------|----------------------|--|-------------|-------------|-----------------------|-------------|
| Monday | Registration | Literacy / Topic | | Break | Phonics | Assembly | Maths | LUNCH  | Activities | Break | Show and Tell / Story | Home-time |
| Tuesday | Registration | Phonics | | Break | Maths | Assembly | Literacy / Topic | LUNCH  | Activities | Break | Show and Tell / Story | Home-time |
| Wednesday | Registration | Spanish | Maths Shapes, space and measure | Break | Phonics | Assembly | PE | LUNCH  | RE | Break | Show and Tell / Story | Home-time |
| Thursday | Registration | Phonics | | Break | Maths | Assembly | Literacy / Topic | LUNCH  | Activities | Break | Show and Tell / Story | Home-time |
| Friday | Registration | PE | | Break | Activity linked to topic | Assembly | Music Handwriting | LUNCH  | Activities | Break | Show and Tell / Story | Home-time |

Topics



- We plan new topics every half term or termly to respond to and engage the children's interests and imaginations.
- You can help us to ensure that these are as inspiring as possible by discussing the **topic sheets** sent home with your child and finding out what they would like to explore within the topic.

I wonder...

Learning Journeys-Planning

Dear Parents,

Our theme for the next half term is going to be 'Into the woods'.

In order for your child to gain the most they can from this topic, we would like you to think about it together and come up with a question you would like to be answered or explored over the half term. This way we aim to incorporate the interests of all of the children within the class through the curriculum.

Please add your children's questions to the box below.

e.g. I wonder....what animals live in the woods?

Name.....

I wonder.....

Please return this to Miss Fitzpatrick via email as soon as possible so that we can incorporate your child's ideas within our planning.

Thank you

Miss Fitzpatrick

Curriculum Content

We have a new focus each week within our overarching topic for the half term.

Current topic: At the Seaside

Week 1: Senses at the seaside

Week 2: Rock pools / Pollution in the Ocean

Week 3: Under the Sea

Week 4: Under the Sea

Week 5: Pirates

Week 6: Pirates

Trips



- Usually each half term we will plan in a trip or event to match the children's topic.
- Parent helpers are extremely welcome and so letters will go home for you to sign up for a trip if you are available.
- We will continue to update you on the guidance given regarding trips.



What can you expect to see in a Reception classroom?

- Each day they will have both whole class directed sessions in phonics and number.
- They will take part in directed tasks to embed and further previous learning.
- There will be free flow opportunities to embed learning as well as exploring and discovering new concepts.
- There will also be weekly opportunities to work with subject specialists in Music, Languages and PE.

Our Classroom



Our Classroom



Our Classroom



Behaviour systems

Teach the children our expectations regularly and consistently.

Expect children to listen carefully when the teacher is talking.

Showing respect for others when they are talking by following the speaker.

Follow directions straight away.

Respect each other at all times – Golden Rule story.

If individuals need support then raise promptly with SLT through Teams. SLT to follow up in supporting meeting with parents.

Classroom Reward Systems: Raffle tickets (credits) / Chart / Pom Poms

Homework

- **Weekly Challenge** (optional)
- **Mathletics** commencing the week beginning 28th September 2020.
 - Login details can be found on the inside cover of the children's planners.
- **Phonics** via Teams



This is available for all year groups and is set up to your child's specific year group objectives. There is a vast range of activities you can take part in and your child can earn certificates.

Activities linked to curriculum objectives (Learn Tab)



Here you will find a 'quest' section in which your child's teacher may have set additional activities which focus on developing your child's fluency (currently only KS2).

Here you will find activities for each objective which your teacher can specifically set for your child, or you can access them yourself. If your teacher has set you a task then it will either be linked to what your child is learning in class, or a particular area that your teacher has identified as beneficial for your child to complete. They won't be able to access the rest of Mathletics until they have completed it. It doesn't matter if your child has completed it already, consolidating learning and recapping is an important part of the learning process!

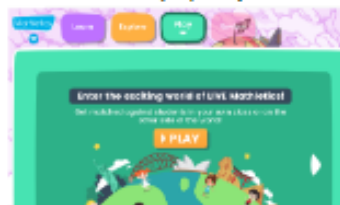
Videos and Activities (Explore Tab)



There are further problem solving activities that your teacher may set you in this section.

Here you will find a range of videos that your child can access, including times table songs.

Games (Play Tab)



The play section has a range of games your child can play. Live Mathletics allows them to play against other pupils in the school. This section is fantastic for developing fluency in maths.

Assessments (Review Tab)



Here your teacher can set assessments for your child to complete.

Teacher Set

Child Access



Mathematics

Read numbers in the environment e.g. house numbers.

Practice counting on and back from numbers to 20.

Allow them to count out items for a real life context e.g counting out the knives and forks for tea.

Complete weekly Mathletics activities online.

Use the correct and varied vocabulary.

Work with measures in real life contexts e.g. cooking and weighing ingredients.

Remember shape and position.

Encourage children to start counting in 2's and from a number other than 1.



English

Literacy is split into 3 key areas;

Phonics

Reading

Writing



-Phonics underpins both reading and writing and will be our initial focus when developing skills.

-Each week we will be learning new letter sounds. To help reinforce your child's learning, we ask that you chose one activity for your child to complete to practise the use of their sounds.

-Play games with them and encourage your child to both recognise and hear the sounds.

Writing

Pencil grip:

Can your child hold their pencil between their thumb and index finger.

Encourage activities to help strengthen your child's fingers e.g. pincer movements, playing with malleable materials.

Encourage your child to doodle.

Give lots of opportunities for your child to mark make.

Encourage the correct formation. Errors are hard to correct once embedded.

Give real life meaning to writing e.g. get them involved in writing tasks that will mean something to them. Take away orders, shopping lists, birthday cards.



Make it as fun as possible by relating it to things they like.

Reading

Book skills;
Does your child know how to handle a book?

Picture books: discuss the pictures and encourage your child to 'tell the story'.

Reading a bedtime story each night is a great way to encourage a love of reading


Don't cover up the pictures. They are great clues for little detectives.

Reading is about understanding the story not just reading the words.

Once your child moves on to text use a mixture of known words and phonics to help follow the text.

Encourage your child to pause at full stops.

Encourage your child to put expression into their reading.



Please read little and often so your child can build up credits!



Reading expectations

- Guided reading will be once a week with your child using their reading books which will be logged in your child's reading log.
- We will send home a new 'home reading book' for you and your child to share together after their guided reading session. These will be read in school first with a member of the EYFS team and logged in their reading log.
- When you read their 'home reading book' or share a book with your child you should log it in their reading journal and sign it. Each **Wednesday** we will collect these logs in to add up how many reading points they have achieved each week.

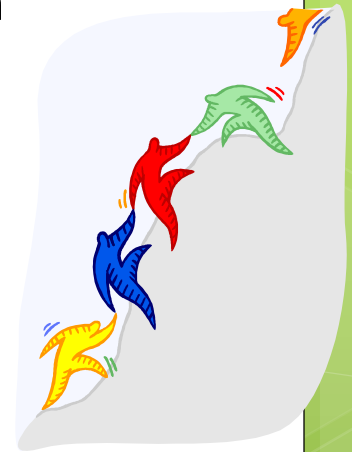




What can you do to help?

Just listening to your child talking about their day can help embed their learning immensely. You can also help increase their progress with learning this year by;

- Practicing their sounds daily
- Daily sharing of books and stories
- Reading numbers and words in the environment
- Learn the numicon cards by sight
- Encourage the children to do activities which strengthen their hands.
- Do practical activities such as cooking which require you children listening and working with you on a task.





How to keep in touch



We understand that this year can often be the most stressful time for parents, especially if this is your first child. Therefore never be afraid to approach us and remember **no question is a silly question.**

If it's a **quick query** or **important information** just **catch us on the door.** Afternoons are normally easier but we're always happy to talk in the mornings too.

If it's a **longer query** or concern then make **an appointment** to see us after school when we can give you the time that you deserve.

If someone we aren't used to collecting your child will be collecting them at the end of the day please mention this at the door so we can make a note of it.



Last couple of points

- We will be doing **show and tell** on a Friday afternoon. Please be aware we can now only show photographs, certificates etc. will need to be **emailed** into school.
- Please ensure that everything is **named** as we can not return unnamed items to their rightful owners.
- We will be making sure that every child drinks their **milk** each day. Please let me know if you would prefer that your child doesn't have the milk.
- **Lunch menu** options are changing from **Monday 28th September**. Please speak to your children about which option they will be having to ensure they are happy to eat it.

~ Learning to play, playing to learn ~

Our job is to ensure that your child is a healthy and happy learner. We use a play based curriculum so if we're doing our job correctly hopeful you child won't even notice that they are learning something new everyday.



