




4+

Getting to know us



# Uniform



Bottle green jumper/cardigan  
with school crest

White shirt/blouse

School tie (for both boys & girls)

Grey trousers/skirt/pinafore  
Hair tied back



Green T-shirt

Green Shorts

Black pumps (check that they fit regularly)

Spare socks



# What does your child need to bring to school each day?



- Coat and appropriate clothing e.g. wellies and indoor shoes.
- Book bag containing: sound wallet and reading book & diary wallet.
- PE kit should be left in school but if taken home for a specific reason please ensure that it's in on a Tuesday and Thursday.



# Trips

- Each term we will plan in a trip or event to match the children's topic.
- Parent helpers are extremely welcome and so letters will go home for you to sign up for a trip if you are available.
- Letters on forthcoming trips will be coming out soon. e.g Explorer Dome & Cat in the Hat





# What can you expect to see in a 4+ classroom?

- Each day they will have both whole class directed sessions in phonics and number.
- They will take part in directed tasks to embed and further previous learning.
- There will be free flow opportunities to embed learning as well as exploring and discovering new concepts.
- There will also be weekly opportunities to work with subject specialists in Music, Languages and PE.



# Mathematics

Read numbers in the environment e.g. house numbers.

Allow them to count out items for a real life context e.g counting out the knives and forks for tea.

Use the correct and varied vocabulary.

Remember shape and position.



Practice counting on and back from numbers to 20.

Complete weekly Mathematics activities online.

Work with measures in real life contexts e.g. cooking and weighing ingredients.

Encourage children to start counting in 2's and from a number other than 1.



# English

Literacy is split into 3 key areas;

Phonics  
Reading  
Writing



Phonics underpins both reading and writing and will be our initial focus when developing skills.

Each week we will be learning new letter sounds and these will come home as fun game sized cards for you to use to help reinforce your child's learning.

Play games with them and encourage your child to both recognise and hear the sounds.




# English

Book skills;  
Does your child know how to handle a book?

Reading is about understanding the story not just reading the words.

Picture books: discuss the pictures and encourage your child to 'tell the story'.



Don't cover up the pictures. They are great clues for little detectives.

Once your child moves on to text use a mixture of known words and phonics to help follow the text.

Encourage your child to put expression into their reading.

Encourage your child to pause at full stops.





# English

Encourage activities to help strengthen your child's fingers e.g. pincer movements, playing with malleable materials.

Give real life meaning to writing e.g. get them involved in writing tasks that will mean something to them. Take away orders, shopping lists, birthday cards.

Pencil grip;  
Can your child hold their pencil between their thumb and index finger.

Encourage your child to doodle.



Give lots of opportunities for your child to mark make.

Encourage the correct formation. Errors are hard to correct once embedded.

Make it as fun as possible by relating it to things they like.



# Home reading books

- We will send home a new 'home reading book' for you and your child to share together each week. These will be read in school first with a member of the EYFS team and logged in their reading diary.
- When you read their 'home reading book' or share a book with your child you should log it in their reading diary and sign it.
- Reading Group Days:

Monday	Tuesday	Wednesday	Thursday	Friday
Pears	Grapes	Apples	Peaches	Plums





# What are sounds, set words & reading diaries and what do I need to do with them?

- Practise them daily
- Check your child's record card to see which sounds they're working on but revisit old ones routinely.
- Set words & Phonic cards – we give you two copies each time so that you can cut them up and play games. A sheet of different ideas will be sent home to give you ideas for this.
- Reading diaries should be completed each evening you read with your child. This will enable your child to receive reading points which will help them to work towards their reading certificates.
- Both reading book wallets and set words/sounds wallets should be in your book bag everyday with Reading and Sounds/Set words being completed on your child's allocated day.



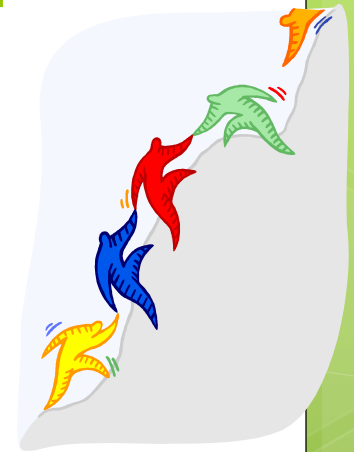
	Monday	Tuesday	Wednesday	Thursday	Friday
Sounds/ Set Words	Plums	Apples	Pears	Grapes	Peaches



# What can you do to help?

Just listening to your child talking about their day can help embed their learning immensely. You can also help increase their progress with learning this year by;

- Practicing their sounds daily
- Practicing their set words both reading and writing.
- Daily sharing of books and stories
- Reading numbers and words in the environment
- Learn the numicon cards by sight
- Encourage the children to do activities which strengthen their hands.
- Do practical activities such as cooking which require your children to listen and work with you on a task.





# How to keep in touch

We understand that this year can often be the most stressful time for parents, especially if this is your first child. Therefore never be afraid to approach us and remember **no question is a silly question.**

If it's a **quick query** or question just **catch us on the door.**

Afternoons are normally easier but we're always happy to talk in the mornings too.

If it's a **longer query** or concern then make **an appointment** to see us after school when we can give you the time that you deserve.

If someone that we aren't used to is collecting your child at the end of the day please verbally let us know and then also place a quick note in the **home-school book on the window sill by the door** so that we have a record of who your child is going home with.



# Last couple of points

- We will be doing **show and tell** at the end of each day. Below is a table with the groups it will be each week.

Week Beginning:	29/10/2018	05/11/2018	12/11/2018	19/11/2018	26/11/2018
Show & Tell	Pears	Grapes	Apples	Peaches	Plums

- Please note that the both **play frames are not to be used** before and after school. This is for health and safety reasons.
- Please ensure that everything is named as it is difficult to return unnamed items to their rightful owners.



*~ Learning to play, playing to learn ~*

Our job is to ensure that your child is a healthy and happy learner. We use a play based curriculum so if we're doing our job correctly hopeful you child won't even notice that they are learning something new everyday.

